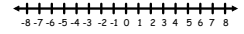


## Solving One-Step Inequalities

## One-Step Inequalities with Addition and Subtraction

Solve just like an equation, the only difference is that instead of an equal sign, you have an inequality symbol ( $<$ ,  $\leq$ ,  $\geq$ ,  $>$ ). Graph your solution.

$$\begin{array}{r} n - 8 \geq -3 \\ +8 \quad +8 \\ \hline n \geq 5 \end{array}$$



## Remember...

- Before graphing an inequality, always make sure your variable is on the left side.

- If you move the variable to the other side make sure you switch the inequality symbol.

$$6 \leq x \longrightarrow x \geq 6$$


## Solve and Graph

$$7 < x - (-2)$$



## Solve and Graph


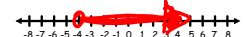
$$\begin{array}{r} -6y + 1 \\ -1 \quad +1 \\ \hline -7 > y \\ y < -7 \end{array}$$



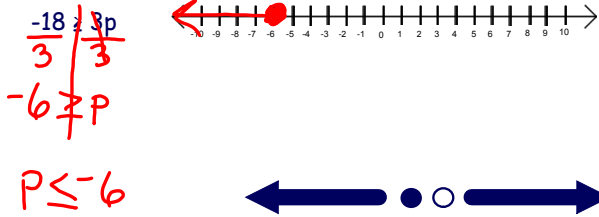
## One-Step Inequalities with Multiplication and Division

Solve just like an equation. Did you multiply or divide by a negative? If so, flip the inequality symbol. If not, keep the inequality symbol the same. Graph your solution.

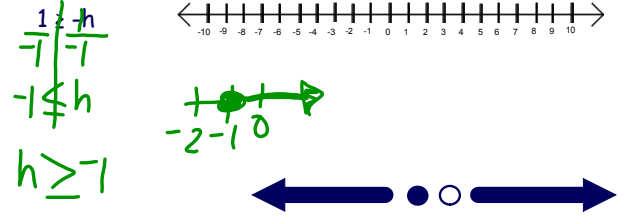
$$\begin{array}{r} -4x < 16 \\ -4 \quad -4 \\ \hline x > -4 \end{array}$$



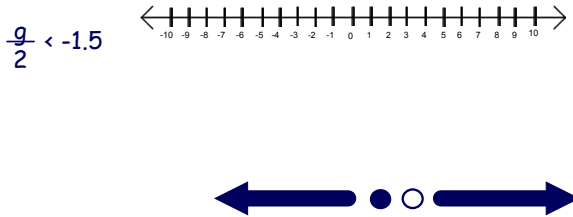
Solve and Graph



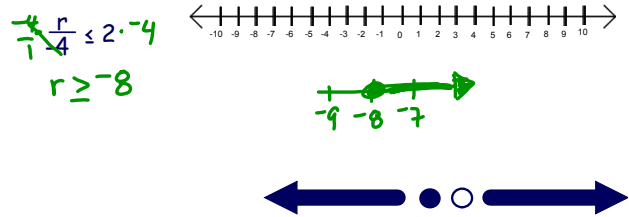
Solve and Graph



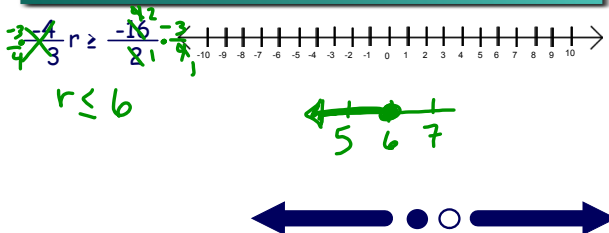
Solve and Graph



Solve and Graph



Solve and Graph



## Attachments

---

mental math division.ppt